



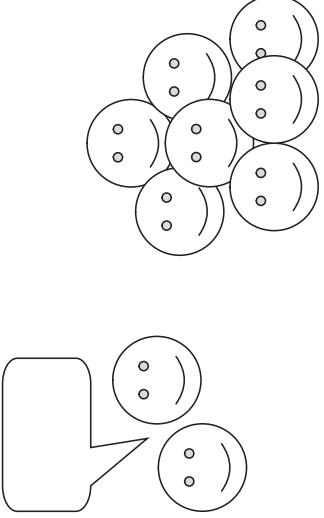
<p><b>Think</b></p> 	<p><b>Pair</b></p> 	<p><b>Share</b></p> 
<ul style="list-style-type: none"> <li>• What do I know about this already?</li> <li>• What links can I make to other things that I know?</li> <li>• How could I find out about this?</li> <li>• How could I work this out?</li> <li>• What questions do I have about this?</li> <li>• Is there a picture or diagram I can visualise to help me?</li> </ul>	<ul style="list-style-type: none"> <li>• Listen carefully to what your partner says.</li> <li>• Try and remember what your partner says.</li> <li>• Ask your partner questions.</li> <li>• Tell your partner what you know about this.</li> <li>• Tell your partner when you are unsure about something and ask what they think.</li> <li>• Agree what you will say to the larger group.</li> </ul>	<ul style="list-style-type: none"> <li>• Tell the group what you agreed.</li> <li>• Tell the group what you disagreed about and why.</li> <li>• Make sure you use plain language and speak clearly.</li> <li>• Be ready to answer questions about what you say.</li> <li>• If it is your turn to listen, think carefully and be ready to ask questions.</li> </ul>

Figure 4.8 Think-pair-share prompt card



**Photocopiable:**

*The Inclusion Toolkit* © Sarah Herbert, 2011 (SAGE)