

VISIBLE
LEARNING
FOR MATHEMATICS
GRADES K-12

**VISIBLE
LEARNING**
FOR **MATHEMATICS**

What Works
Best to Optimize
Student Learning

GRADES K-12

JOHN HATTIE, DOUGLAS FISHER, AND NANCY FREY

WITH LINDA M. GOJAK, SARA DELANO MOORE, AND WILLIAM MELLMAN

Foreword by Diane J. Briars



Copyrighted Material, www.corwin.com. Not intended for distribution.

For promotional review or evaluation purposes only. Do not distribute, share, or upload to any large language model or data repository.

FOR INFORMATION:

Corwin
A SAGE Company
2455 Teller Road
Thousand Oaks, California 91320
(800) 233-9936
www.corwin.com

SAGE Publications Ltd.
1 Oliver's Yard
55 City Road
London EC1Y 1SP
United Kingdom

SAGE Publications India Pvt. Ltd.
B 1/1 Mohan Cooperative Industrial Area
Mathura Road, New Delhi 110 044
India

SAGE Publications Asia-Pacific Pte. Ltd.
3 Church Street
#10-04 Samsung Hub
Singapore 049483

Acquisitions Editor: Erin Null
Editorial Development Manager: Julie Nemer
Editorial Assistant: Nicole Shade
Production Editor: Melanie Birdsall
Copy Editor: Liann Lech
Typesetter: C&M Digital (P) Ltd.
Proofreader: Scott Oney
Indexer: Molly Hall
Cover Designer: Rose Storey
Marketing Managers: Rebecca Eaton and
Margaret O'Connor

Copyright © 2017 by Corwin

All rights reserved. When forms and sample documents are included, their use is authorized only by educators, local school sites, and/or noncommercial or nonprofit entities that have purchased the book. Except for that usage, no part of this book may be reproduced or utilized in any form or by any means, electronic or mechanical, including photocopying, recording, or by any information storage and retrieval system, without permission in writing from the publisher.

All trademarks depicted within this book, including trademarks appearing as part of a screenshot, figure, or other image, are included solely for the purpose of illustration and are the property of their respective holders. The use of the trademarks in no way indicates any relationship with, or endorsement by, the holders of said trademarks.

Printed in the United States of America

ISBN 978-1-5063-6294-6

This book is printed on acid-free paper.

16 17 18 19 20 10 9 8 7 6 5 4 3 2 1

DISCLAIMER: This book may direct you to access third-party content via Web links, QR codes, or other scannable technologies, which are provided for your reference by the author(s). Corwin makes no guarantee that such third-party content will be available for your use and encourages you to review the terms and conditions of such third-party content. Corwin takes no responsibility and assumes no liability for your use of any third-party content, nor does Corwin approve, sponsor, endorse, verify, or certify such third-party content.

Copyrighted Material, www.corwin.com. Not intended for distribution.

Contents

List of Figures	xi
List of Videos	xv
About the Teachers Featured in the Videos	xvii
Foreword	xxi
<i>Diane J. Briars</i>	
About the Authors	xxv
Acknowledgments	xxvii
Preface	1
Chapter 1. Make Learning Visible in Mathematics	13
Forgetting the Past	14
What Makes for Good Instruction?	17
The Evidence Base	18
<i>Meta-Analyses</i>	18
<i>Effect Sizes</i>	19
Noticing What Does and Does Not Work	20
Direct and Dialogic Approaches to Teaching and Learning	23
The Balance of Surface, Deep, and Transfer Learning	27
<i>Surface Learning</i>	29
<i>Deep Learning</i>	30
<i>Transfer Learning</i>	32
Surface, Deep, and Transfer Learning Working in Concert	34

Conclusion	35
Reflection and Discussion Questions	36
Chapter 2. Making Learning Visible Starts With Teacher Clarity	37
Learning Intentions for Mathematics	40
<i>Student Ownership of Learning Intentions</i>	43
<i>Connect Learning Intentions to Prior Knowledge</i>	44
<i>Make Learning Intentions Inviting and Engaging</i>	45
<i>Language Learning Intentions and Mathematical Practices</i>	48
<i>Social Learning Intentions and Mathematical Practices</i>	51
<i>Reference the Learning Intentions Throughout a Lesson</i>	55
Success Criteria for Mathematics	56
<i>Success Criteria Are Crucial for Motivation</i>	56
<i>Getting Buy-In for Success Criteria</i>	61
Preassessments	66
Conclusion	67
Reflection and Discussion Questions	68
Chapter 3. Mathematical Tasks and Talk That Guide Learning	71
Making Learning Visible Through Appropriate Mathematical Tasks	72
<i>Exercises Versus Problems</i>	73
<i>Difficulty Versus Complexity</i>	76
<i>A Taxonomy of Tasks Based on Cognitive Demand</i>	80
Making Learning Visible Through Mathematical Talk	85
<i>Characteristics of Rich Classroom Discourse</i>	85
Conclusion	97
Reflection and Discussion Questions	97

Chapter 4. Surface Mathematics
Learning Made Visible **99**

The Nature of Surface Learning	103
Selecting Mathematical Tasks That Promote Surface Learning	105
Mathematical Talk That Guides Surface Learning	106
<i>What Are Number Talks, and When Are They Appropriate?</i>	107
<i>What Is Guided Questioning, and When Is It Appropriate?</i>	109
<i>What Are Worked Examples, and When Are They Appropriate?</i>	113
<i>What Is Direct Instruction, and When Is It Appropriate?</i>	116
Mathematical Talk and Metacognition	119
Strategic Use of Vocabulary Instruction	120
<i>Word Walls</i>	123
<i>Graphic Organizers</i>	125
Strategic Use of Manipulatives for Surface Learning	125
Strategic Use of Spaced Practice With Feedback	128
Strategic Use of Mnemonics	130
Conclusion	131
Reflection and Discussion Questions	132

Chapter 5. Deep Mathematics
Learning Made Visible **133**

The Nature of Deep Learning	136
Selecting Mathematical Tasks That Promote Deep Learning	141
Mathematical Talk That Guides Deep Learning	142
<i>Accountable Talk</i>	144

<i>Supports for Accountable Talk</i>	146
<i>Teach Your Students the Norms of Class Discussion</i>	148
Mathematical Thinking in Whole Class and Small Group Discourse	150
Small Group Collaboration and Discussion Strategies	151
<i>When Is Collaboration Appropriate?</i>	153
<i>Grouping Students Strategically</i>	154
<i>What Does Accountable Talk Look and Sound Like in Small Groups?</i>	157
<i>Supports for Collaborative Learning</i>	159
<i>Supports for Individual Accountability</i>	162
Whole Class Collaboration and Discourse Strategies	165
<i>When Is Whole Class Discourse Appropriate?</i>	165
<i>What Does Accountable Talk Look and Sound Like in Whole Class Discourse?</i>	166
<i>Supports for Whole Class Discourse</i>	167
Using Multiple Representations to Promote Deep Learning	169
Strategic Use of Manipulatives for Deep Learning	170
Conclusion	171
Reflection and Discussion Questions	171

Chapter 6. Making Mathematics Learning Visible Through Transfer Learning 173

The Nature of Transfer Learning	175
<i>Types of Transfer: Near and Far</i>	177
The Paths for Transfer: Low-Road Hugging and High-Road Bridging	179
Selecting Mathematical Tasks That Promote Transfer Learning	181
Conditions Necessary for Transfer Learning	183
Metacognition Promotes Transfer Learning	185

<i>Self-Questioning</i>	185
<i>Self-Reflection</i>	187
Mathematical Talk That Promotes Transfer Learning	188
Helping Students Connect	
Mathematical Understandings	189
<i>Peer Tutoring in Mathematics</i>	190
<i>Connected Learning</i>	191
Helping Students Transform	
Mathematical Understandings	192
<i>Problem-Solving Teaching</i>	192
<i>Reciprocal Teaching</i>	193
Conclusion	194
Reflection and Discussion Questions	195

Chapter 7. Assessment, Feedback, and Meeting the Needs of All Learners **197**

Assessing Learning and Providing Feedback	200
<i>Formative Evaluation Embedded in Instruction</i>	200
<i>Summative Evaluation</i>	208
Meeting Individual Needs Through Differentiation	211
<i>Classroom Structures for Differentiation</i>	211
<i>Adjusting Instruction to Differentiate</i>	212
<i>Intervention</i>	214
Learning From What Doesn't Work	226
<i>Grade-Level Retention</i>	226
<i>Ability Grouping</i>	226
<i>Matching Learning Styles With Instruction</i>	228
<i>Test Prep</i>	229
<i>Homework</i>	230
Visible Mathematics Teaching and Visible Mathematics Learning	231
Conclusion	231
Reflection and Discussion Questions	234

Appendix A. Effect Sizes	235
Appendix B. Standards for Mathematical Practice	240
Appendix C. A Selection of International Mathematical Practice or Process Standards	242
Appendix D. Eight Effective Mathematics Teaching Practices	244
Appendix E. Websites to Help Make Mathematics Learning Visible	246
References	249
Index	259



Visit the companion website at
<http://resources.corwin.com/VL-mathematics>
to access videos and downloadable versions
of all reproducibles.

List of Figures

Preface

Figure P.1	The Barometer for the Influence of Teaching Test-Taking	6
Figure P.2	The Barometer for the Influence of Classroom Discussion	7
Figure P.3	Promises to Students	12

Chapter 1. Make Learning Visible in Mathematics

Figure 1.1	The Barometer for the Influence of Volunteer Tutors	22
Figure 1.2	Comparing Direct and Dialogic Instruction	25
Figure 1.3	The SOLO Model Applied to Mathematics	28
Figure 1.4	The Relationship Between Surface, Deep, and Transfer Learning in Mathematics	34

Chapter 2. Making Learning Visible Starts With Teacher Clarity

Figure 2.1	Improving Learning Intentions	47
Figure 2.2	Examples of Tier 2 and Tier 3 Words in Mathematics	50
Figure 2.3	Listening With Intention Poster	55
Figure 2.4	Sample “I Can . . .” Statements	60
Figure 2.5	Self-Reflection Rubric for Mathematics Group Collaborative Assessments	63
Figure 2.6	Rubric for Rich Mathematical Task	65

Chapter 3. Mathematical Tasks and Talk That Guide Learning

Figure 3.1	Difficulty and Complexity	77
Figure 3.2	Characteristics of Mathematical Tasks at Four Levels of Cognitive Demand	81
Figure 3.3	Examples of Tasks at Each of the Four Levels of Cognitive Demand	84
Figure 3.4	Funneling and Focusing Questions in Mathematics	92
Figure 3.5	Types of Prompts for Mathematics	95
Figure 3.6	Types of Cues for Mathematics	96

Chapter 4. Surface Mathematics Learning Made Visible

Figure 4.1	<i>In the Doghouse</i>	101
Figure 4.2	Exit Ticket From <i>In the Doghouse</i> Activity	102
Figure 4.3	Surface Learning of Multiplication in the SOLO Framework	106
Figure 4.4	Shapes With Four Sides	110
Figure 4.5	Comparing Attributes of Four-Sided Shapes	111
Figure 4.6	Sample Prompts to Use When Self-Questioning	114
Figure 4.7	Sentence Frames That Can Build Metacognitive Thinking	121
Figure 4.8	Decision Making for Language Support	124
Figure 4.9	Horacio's Word Card	126
Figure 4.10	Manipulatives on a Place Value Mat	127

Chapter 5. Deep Mathematics Learning Made Visible

Figure 5.1	A Table for Student Recording on the Box Problem	135
Figure 5.2	Representing 4×30	138
Figure 5.3	Mobile Data Plans	139
Figure 5.4	Graphic Representation of Cell Phone Plans	140
Figure 5.5	Exercises Versus Rich Tasks	143

Figure 5.6	Accountable Talk Moves	145
Figure 5.7	Sample Language Frames for Mathematics	147
Figure 5.8	Conversational Moves of a Skilled Mathematics Teacher	152
Figure 5.9	The Alternate Ranking Method for Grouping	156
Figure 5.10	Contribution Checklist	160
Figure 5.11	Conversation Roundtable	164
Figure 5.12	Important Connections Among Mathematical Representations	169

Chapter 6. Making Mathematics Learning Visible Through Transfer Learning

Figure 6.1	Hugging and Bridging Methods for Low-Road and High-Road Transfer	180
Figure 6.2	Pre-Lesson Questions for Self-Verbalization and Self-Questioning	186
Figure 6.3	Prompts for Facilitating Students' Self-Reflection and Metacognitive Awareness	188

Chapter 7. Assessment, Feedback, and Meeting the Needs of All Learners

Figure 7.1	Example Exit Ticket	199
Figure 7.2	Additional Strategies to Check for Understanding	202
Figure 7.3	Feedback Strategies	204
Figure 7.4	Addition and Subtraction Situations	221
Figure 7.5	Multiplication and Division Situations	222
Figure 7.6	The Relationship Between Visible Teaching and Visible Learning	232
Figure 7.7	Mind Frames for Teachers	233

List of Videos

Note From the Publisher: The authors have provided video and web content throughout the book that is available to you through QR codes. To read a QR code, you must have a smartphone or tablet with a camera. We recommend that you download a QR code reader app that is made specifically for your phone or tablet brand.

Videos may also be accessed at
<http://resources.corwin.com/VL-mathematics>

Chapter 1. Make Learning Visible in Mathematics

- Video 1.1 What Is Visible Learning for Mathematics?
- Video 1.2 Balancing Surface, Deep, and Transfer Learning

Chapter 2. Making Learning Visible Starts With Teacher Clarity

- Video 2.1 Learning Intentions in the Elementary Classroom
- Video 2.2 Learning Intentions in the Secondary Classroom
- Video 2.3 Achieving Teacher Clarity With Success Criteria
- Video 2.4 Continual Assessment for Daily Planning

Chapter 3. Mathematical Tasks and Talk That Guide Learning

- Video 3.1 What We Mean by Tasks With Rigor
- Video 3.2 Questioning That Guides Learning
- Video 3.3 Student Discourse That Builds Understanding

Chapter 4. Surface Mathematics

Learning Made Visible

- Video 4.1 Surface Mathematics Learning: Connecting Conceptual Exploration to Procedures and Skills
- Video 4.2 Number Talks for Surface Learning
- Video 4.3 Guided Questioning for Surface Learning
- Video 4.4 Direct Instruction: The Right Dose at the Right Time
- Video 4.5 Vocabulary Instruction to Solidify Surface Learning

Chapter 5. Deep Mathematics

Learning Made Visible

- Video 5.1 Deep Learning: Applying Understanding to Mathematical Situations
- Video 5.2 Student Collaboration and Discourse for Deep Learning
- Video 5.3 Grouping Strategies for Deep Learning

Chapter 6. Making Mathematics

Learning Visible Through Transfer Learning

- Video 6.1 Teaching for Transfer Learning
- Video 6.2 Transferring Learning to Real-World Situations

Chapter 7. Assessment, Feedback, and Meeting the Needs of All Learners

- Video 7.1 Continual Assessment for Precision Teaching
- Video 7.2 Feedback That Fosters Learning
- Video 7.3 Feedback That Fosters Perseverance
- Video 7.4 Growth Mindset: The Students' Perspective

About the Teachers Featured in the Videos



Hilda Martinez is a kindergarten teacher at Zamorano Elementary School in the San Diego Unified School District in San Diego, CA. She has been teaching for eighteen years.

Zamorano Elementary School is in the San Diego Unified School District in San Diego, CA. The school has just over 1100 students comprised of 38 percent Hispanic, 26 percent Filipino, 19 percent African American, 10 percent multiethnic, 4 percent White, 1 percent Pacific Islander, 1 percent Indochinese, and 0.4 percent Asian. Approximately 30 percent of students are English Language Learners, and 74 percent are eligible for a free or reduced-price lunch.



Néstor Daniel Espinoza-Agraz is a third-grade teacher at the Excellence and Justice in Education (EJE) Academies Charter School in El Cajon, CA. He has been teaching for five years.

Excellence and Justice in Education (EJE) Academies Charter School is in El Cajon, CA. The school has just over 400 students composed of 86 percent Hispanic, 5.5 percent black or African American, 5.5 percent White, 1 percent American Indian or Alaska Native, 0.7 percent Asian, 0.5 percent Filipino, and 1.4 percent multiethnic. Approximately 62 percent of students are English Language Learners and 90 percent are eligible for a free or reduced-price lunch.



Lisa Forehand is a fifth-grade teacher at Dailard Elementary School in the San Diego Unified School District in San Diego, CA. She has been teaching for eighteen years.

Dailard Elementary School is in the San Diego Unified School District in San Diego, CA. The school has approximately 550 students composed of 61 percent White, 19 percent Hispanic, 10 percent Multiethnic, 3 percent African American, 2 percent Asian, 2 percent Filipino, and 3 percent Indochinese. Approximately 6 percent of students are English Language Learners, and 20 percent are eligible for a free or reduced-price lunch.



Steve Santana is a sixth-grade math teacher at Lewis Middle School in the San Diego Unified School District in San Diego, CA, and has been teaching for fourteen years.

Lewis Middle School is in the San Diego Unified School District in San Diego, CA. The school has just over 1,000 students composed of 33 percent White, 31 percent Hispanic, 13 percent Indochinese, 9 percent multiethnic, 7 percent African American, 3 percent Asian, 2 percent Filipino, 1 percent Native American, and 1 percent Pacific Islander. Seven percent of students are English Language Learners, and 48 percent are eligible for a free or reduced-price lunch.



Staci Benak is a seventh- and eighth-grade mathematics teacher at Health Sciences Middle School in San Diego, CA. She has been teaching for three years.

Health Sciences High & Middle College is in San Diego, CA, and educates 775 students in Grades 6–12. The school is focused on health and human services careers and the student population is 60 percent Latino/Hispanic, 20 percent African/African American, 14 percent White, and 6 percent Asian/Pacific Islander. More than 70 percent of the students qualify for free lunch, 15 percent



Joseph Assof is an eleventh- and twelfth-grade mathematics teacher at Health Sciences High & Middle College (HSHMC), a charter school in San Diego, CA. He has been teaching for three years.



Mindy Shacklett is Coordinator of Mathematics at the San Diego County Office of Education. She has been teaching for twenty-two years.

are identified as needing special education services, and 21 percent are English Language Learners.

Foreword

Effective teaching is the non-negotiable core of any mathematics program. As mathematics educators, we continually strive to improve our teaching so that every child develops the mathematical proficiency needed to be prepared for his or her future. By *mathematical proficiency*, we mean the five interrelated strands of conceptual understanding, procedural fluency, strategic competence, adaptive reasoning, and productive disposition (National Research Council, 2001).

There is a plethora of “research-based” recommendations about instructional practices that we should employ to build students’ proficiency, such as peer tutoring, using worthwhile tasks, building meta-cognitive capabilities, using manipulatives, project-based learning, direct instruction . . . the list goes on and on. But which practices have a strong research foundation? And which are likely to produce the most significant pay-off in terms of students’ learning?

Several recent reports indicate considerable consensus about the essential elements of effective mathematics teaching based on mathematics education and cognitive science research over the past two decades. The National Council of Teachers of Mathematics’ (NCTM) publication *Principles to Actions: Ensuring Mathematical Success for All* describes effective teaching as “teaching that engages students in meaningful learning through individual and collaborative experiences that promote their ability to make sense of mathematical ideas and reason mathematically” (NCTM, 2014, p. 5). It also identifies the following eight high-leverage teaching practices that support meaningful learning:

1. Establish mathematics goals to focus learning.
2. Implement tasks that promote reasoning and problem solving.
3. Use and connect mathematical representations.

4. Facilitate meaningful mathematical discourse.
5. Pose purposeful questions.
6. Build procedural fluency from conceptual understanding.
7. Support productive struggle in learning mathematics.
8. Elicit and use evidence of student thinking.

The 2012 National Research Council report *Education for Life and Work* identifies the following essential features of instruction that promotes students' acquisition of the 21st century competencies of “transferable knowledge, including content knowledge in a domain and knowledge of how, why, and when to apply this knowledge to answer questions and solve problems” (p. 6) in mathematics, science, and English/language arts:

- Engaging learners in challenging tasks, with supportive guidance and feedback
- Using multiple and varied representations of concepts and tasks
- Encouraging elaboration, questioning, and self-explanation
- Teaching with examples and cases
- Priming student motivation
- Using formative assessment

These features are strikingly similar to the NCTM effective teaching practices described above.

Consensus on these effective practices, while critically important, leaves open the questions of their relative effectiveness, the conditions in which they are most effective, and details of their implementation in the classroom. *Visible Learning for Mathematics* addresses these questions and more, which makes it an invaluable resource for mathematics educators at all levels.

First, *Visible Learning for Mathematics* extends John Hattie's original groundbreaking meta-analysis of educational practices in *Visible Learning* (2009) to specific mathematics teaching practices. The book goes beyond identifying research-based practices to providing the relative effect a teaching practice has on student learning—the effect size. For example, the second effective teaching practice calls for implementing tasks that promote reasoning and problem solving. In *Visible*

Learning for Mathematics, the authors describe how engaging students in problem-based learning by using tasks that require them to apply their prior knowledge and skills in new situations has a strong effect on student learning (effect size of 0.61). The authors emphasize the importance of selecting tasks that are appropriate, given students' prior knowledge and the learning goals for the lesson, and describe criteria for doing so.

High-quality instruction involves both implementing effective practices and eliminating ineffective practices. A second extremely valuable feature of *Visible Learning for Mathematics* is that it identifies ineffective practices, including ones that have face validity and are widely used, such as ability grouping in elementary grades (effect size of only 0.16) and stopping instruction prior to high-stakes testing to teach test-taking (test prep) (effect size of only 0.27). The authors then provide alternatives to these ineffective practices such as effective grouping strategies and distributed practice (effect size of 0.71) in place of test prep.

Further, the book situates highly effective teaching practices in three phases of learning—surface, deep, and transfer learning. It productively redefines “surface learning” as the phase in which students build initial conceptual understanding of a mathematical idea and learn related vocabulary and procedural skills. Unfortunately, many teachers stop here, which doesn't give students the complete picture. It is through the subsequent phases of deep and transfer learning that students begin connecting ideas, making generalizations, and applying their knowledge to new and novel situations.

This framework offers a precise way to consider when particular teaching practices most benefit students' learning, considering where students are in the learning process. For example, it recommends the kinds of mathematical tasks and talk that are likely to be most beneficial in each phase. It clarifies when and why practices like direct instruction or problem-based learning are most useful and effective and gives specific tools for implementing them. In short, it helps us know more specifically what to do, when, and why to achieve maximum impact in our classrooms. The authors illustrate this through the use of vignettes and concrete tools that show readers how to incorporate particular practices into one's teaching. The supplemental videos offer classroom-based models of what these practices look and sound like for each phase of learning across the K–12 spectrum, along with teachers' personal reflections on how they incorporate these practices into day-to-day instruction.

Finally, the book is designed to support individual and collaborative professional learning. We know teachers are more effective when they're working together. The reflection and discussion questions at the end of each chapter give teachers an opportunity to digest the book a chapter at a time, considering and discussing how what they're learning can be applied in their own situations. It is an extremely valuable extension of the ideas in *Principles to Actions* in that it supports taking action. And while the book is written for teachers, it will surely be an equally valuable resource for all mathematics educators, including leaders, administrators, and teacher educators.

In short, with its focus on true student-centered teaching, this book brings all the research together into a coherent and precise structure that can guide our practice, making the learning visible both to our students and to us. It's a must-read. I highly recommend it.

—**Diane J. Briars**

Past President (2014–2016)

National Council of Teachers of Mathematics

About the Authors



Dr. John Hattie has been Professor of Education and Director of the Melbourne Education Research Institute at the University of Melbourne, Australia, since March 2011. He was previously Professor of Education at the University of Auckland, University of North Carolina, and University of Western Australia. His research interests are based on applying measurement models to education problems. He is president of the International Test Commission, served as adviser to various Ministers, chaired the NZ performance-based research fund, and in the last Queen's Birthday awards was made "Order of Merit for New Zealand" for services to education. He is a cricket umpire and coach, enjoys being a dad to his young men, is besotted with his dogs, and moved with his wife as she attained a promotion to Melbourne. Learn more about his research at www.corwin.com/visiblelearning.



Douglas Fisher, PhD, is Professor of Educational Leadership at San Diego State University and a teacher leader at Health Sciences High & Middle College. He holds a master's degree in public health with an emphasis in research methods and biostatistics and a doctoral degree in multicultural education. He has been an early intervention teacher, elementary teacher, health educator, and administrator in California.



Nancy Frey, PhD, is Professor of Educational Leadership at San Diego State University. The recipient of the 2016 Thought Leader Award in Adolescent Literacy from the International Literacy Association, she is also a teacher-leader at Health Sciences High & Middle College and a credentialed special educator and administrator in California.



Linda M. Gojak, MEd, is a past president of the National Council of Teachers of Mathematics. At Hawken School in Lyndhurst, Ohio, Linda chaired the K–8 mathematics department and taught Grades 4–8 mathematics. In her work as director of the Center for Mathematics and Science Education, Teaching, and Technology (CMSETT) at John Carroll University, she planned and facilitated professional development for K–12 mathematics teachers. Linda has been actively involved in professional organizations including the Mathematical Sciences Education Board, the Conference Board of the Mathematical Sciences, the Council of Presidential Awardees in Mathematics, and the MathCounts Board of Directors. She has served as president of the National Council of Supervisors of Mathematics and president of the Ohio Council of Teachers of Mathematics. Among her recognitions are the Presidential Award for Excellence in Mathematics and Science Teaching and the Christofferson-Fawcett Award for lifetime contribution to mathematics education.



Sara Delano Moore, PhD, is an independent educational consultant at SDM Learning. A fourth-generation educator, she focuses on helping teachers and students understand mathematics as a coherent and connected discipline through the power of deep understanding and multiple representations for learning. Her interests include building conceptual understanding of mathematics to support procedural fluency and applications, incorporating engaging and high-quality literature into mathematics and science instruction, and connecting mathematics with engineering design in meaningful ways. Sara has worked as a classroom teacher of mathematics and science in the elementary and middle grades, a mathematics teacher educator, Director of the Center for Middle School Academic Achievement for the Commonwealth of Kentucky, and Director of Mathematics & Science at ETA hand2mind.



William Mellman, EdD, has been a math and science teacher, vice principal, instructional leader, and program director who oversaw the mathematics department at Health Sciences High & Middle College, which he turned into an exemplar that other school districts and teachers strive to emulate. He currently serves as an elementary school principal in National City, CA, where he has significantly raised student achievement.

Acknowledgments

Corwin gratefully acknowledges the contributions of the following reviewers:

Kristen Acquarelli
Consultant; Former Director
of Elementary Mathematics
Teachers Development Group
West Linn, OR

Ellen Asregadoo
Elementary Teacher
New York City Department
of Education
New York, NY

JoAnn Hiatt
Mathematics Teacher
Belton High School
Belton, MO

Karen Kersey
Elementary Teacher
Kanawha County Schools
St. Albans, WV

Lyneille Meza
Director of Data and Assessment;
Former Math Teacher
Denton ISD
Denton, TX

Nanci N. Smith
Education Consultant
Classrooms Educational
Consulting
Cave Creek, AZ

David Weiss
Principal
Westgate Elementary School
Lakewood, CO

Preface

We believe that everyone can and should learn mathematics. We believe that numbers and the mathematics we use to make sense of them are amazing and beautiful. Some of the ways people have experienced mathematics instruction didn't invite them into that beautiful space. If you love numbers and the way you were taught mathematics, this book is for you. It will help you extend and validate your teaching repertoire. But if you dislike mathematics because of how you were taught, this book is also for you because it will provide you with ideas for improving students' learning and perhaps improve your own understanding along the way. This book is about teaching ideas in ways that propel students into the beauty, logic, usefulness, and joy of mathematics.

Why Learn Mathematics?

Mathematics knowledge is one of the significant gatekeepers in modern society. Demonstrating understanding of mathematics in high school opens doors to college. Passing college mathematics classes increases the likelihood that a student will actually earn a degree. Most of us know that people who do better in school, and who attend school for a longer portion of their lives, go on to live longer, healthier, happier lives. Unfortunately, those who don't do well in mathematics often get locked out of these benefits (Stinson, 2004). It may be stating the obvious, but we will say it anyway: People who understand mathematics have a higher quality of life.

According to *Forbes* magazine, the top ten highest earning college degrees are computer engineering, economics, electrical engineering, computer science, mechanical engineering, finance, mathematics, civil engineering, political science, and marketing. These degrees have one thing in common—mathematics. Another service aimed at helping young people choose a college major, www.payscale.com, found that the top forty-eight highest paying college majors are mathematics related. The

lack of adults with high levels of mathematical understanding consistently makes mathematics teaching positions among the most difficult to staff (Ingersoll, 2011).

The recognition of mathematics as a gatekeeper dates at least as far back as Plato's *Republic*. Plato (1996) argued that, although mathematics was important for all people who take part in everyday transactions, the study of math would take some from "Hades to the halls of the gods" (p. 215). But Plato, like many of his contemporaries, believed that mathematics education should be reserved for those that were "naturally skilled in calculation."

Plato's analysis of mathematics as a determinant of one's future success is still very much true. We now know that his assertion that mathematics should be reserved for those "naturally skilled in calculation" is absolutely false. This argument has been used for centuries to keep traditionally underrepresented groups, including females and students who live in poverty, out of high-level mathematics classes (Stinson, 2004) and, in turn, out of the top and middle of our economic structure. But neurological and brain studies have contributed to educational research, showing that all but a small group of students with significant cognitive disabilities are capable of success in high-level mathematics courses given the right instruction and resources (Boaler, 2015). Suggesting that groups of students won't be good at mathematics isn't only harmful, it's inaccurate. But, as Boaler notes, to be successful, students must receive high-quality instruction.

A major problem among many math teachers and students is that they believe they have to be talented or smart to successfully undertake mathematics. But if you review the biographies of great mathematicians, the common denominator is that they knew how to struggle. They knew that it was not exceptional talent that enabled success but the ability to persist; to enjoy the struggle; to see the growth of their learning as a function of seeking help and listening to others solve problems; and to try, try again (Lin-Siegler, Ahn, Chen, Fang, & Luna-Lucero, 2016).

Aspects of Mathematics Instruction That Works

There is an ongoing debate about what makes for good mathematics instruction, and how similar or different good mathematics instruction

is to instruction in other disciplines such as English language arts, science, or history. The traditional approach to mathematics teaching has been one of explicitly teaching procedures and algorithms first, and then allowing students to build fluency through a lot of repeated practice. This is often thought of as “show-and-tell” or “drill-and-kill” mathematics, and is sometimes (wrongly) labeled as “direct instruction.” Our definition of direct instruction includes much more than showing and telling students how to perform the computational skills they are learning. In Chapter 4, you will see an argument that there is a role for this expanded definition of direct instruction. In that chapter, we’ll discuss when and how direct instruction might show up appropriately in a lesson, and the type of learning for which it is most effective.

Some researchers have argued that most children perform better in mathematics and can apply it more successfully to real-life situations when they first wrestle with a rich problem, make meaning of an idea and build conceptual understanding through a problem-solving process, consolidate that understanding by learning the associated procedures and skills, and then apply that understanding to real-life situations. Some people might label this as “inquiry-based” or “problem-based” instruction.

We believe that the story is not so black-and-white. Depending on the learning goals, and where students are in their learning progression, there is a balance of methods that makes for high-impact instruction and effective learning. In fact, in the United States, one of the three instructional shifts called for by the Common Core and other state standards for mathematics is a focus on **rigor**, which is defined as a balance among conceptual understanding, procedural skills and fluency, and application with *equal* intensity (National Governors Association Center for Best Practices & Council of Chief State School Officers, 2010).

While researchers and experts work to achieve consensus about quality instruction, teachers have to design and deliver instructional experiences for students. That’s why we wrote this book. We know that there is “no ‘one way’ to teach mathematics” (National Council of Teachers of Mathematics [NCTM], 2000, p. 18). There are common threads and research-based principles that define high-quality mathematics instruction, as well as common thinking about what defines poor mathematics instruction. To our thinking, mathematics instruction—like any good instruction—must be intentionally designed and

Direct instruction includes much more than showing and telling students how to perform the computational skills they are learning.

Mathematical **rigor** is an instructional shift that calls for a balance among conceptual understanding, procedural skills and fluency, and application.

carefully orchestrated in the classroom, and should always focus on impacting student learning. We believe that mathematics teaching is most powerful when it starts with appropriately challenging learning intentions and success criteria. Teachers need to be clear on where their students are, where they need to go, and what the achievement of learning milestones looks like. We also believe that good mathematics learning is rooted in discourse and collaboration—both with teachers and among peers—and is orchestrated around appropriately challenging tasks. We think students should be doing more of the thinking and talking than the teacher. Finally, we believe that students deserve to own their learning. They must be partners in understanding with metacognition (thinking about their own thinking) and evaluating where they are going, how they are doing, and where to go next. These beliefs are reinforced by what the National Council of Teachers of Mathematics (2014, p. 10) has defined as the eight effective Mathematics Teaching Practices:

- Establishing mathematics goals to focus learning
- Implementing tasks that promote reasoning and problem solving
- Using and connecting mathematical representations
- Facilitating meaningful mathematical discourse
- Posing purposeful questions
- Building procedural fluency from conceptual understanding
- Supporting productive struggle in learning mathematics
- Eliciting and using evidence of student learning

Mobilizing the *Visible Learning* Evidence

Our hope is that this book will help to guide you as you plan your mathematics instruction. We outline specific actions that, when used in concert, strategically, and at the appropriate times based on learners' needs, will help students build their mathematical confidence and competence. The difference between this book and others is that we draw on the extensive research base John Hattie first developed and published in *Visible Learning* (2009) and has extended since then (e.g., 2012). The recommendations we make in this book are those that we believe hold the most power, because they stem from the research

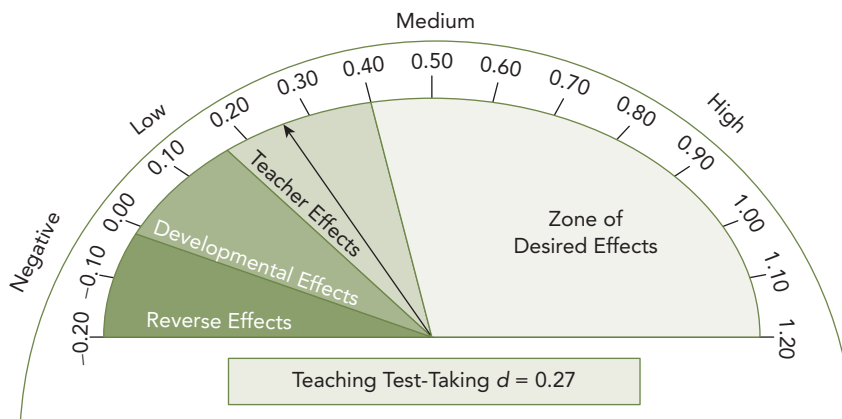
analysis that John has done, representing more than 300 million students. These recommendations are also supported by specific studies that mathematics education researchers have done over the past fifteen years, which will be referenced throughout this book.

For teachers unfamiliar with *Visible Learning*, we'd like to take a moment to explain. The *Visible Learning* database is composed of more than 1200 meta-analyses, with more than 70,000 studies and 300 million students. That's big data when it comes to education. In fact, some have claimed it's the largest educational research database amassed to date. To make sense of so much data, John focused his work on synthesizing meta-analyses. A meta-analysis is a statistical tool for combining findings from different studies with the goal of identifying patterns that can inform practice. In other words, they are studies of studies. The tool that is used to aggregate the information is an effect size. An effect size is the magnitude, or size, of a given effect. Effect size information helps readers understand the impact in more measurable terms. For example, imagine a study in which teaching students mathematics while having them chew gum resulted in statistically significant findings ($p < 0.01$, for example). People might buy stock in gum companies, and a new teaching fad would be born.

But then suppose, upon deeper reading, you learned that the gum-chewing students had a 0.03-month gain over the control group, an effect size pretty close to zero. You also learn that the sample size was very large, and the results were statistically significant because of that even though the impact was not very valuable. Would you still buy gum and have students chew away? Probably not (and we made this example up, anyway).

Understanding the effect size lets us know how powerful a given influence is in changing achievement, or how much bang you get for your buck. Some things are hard to implement and have very little impact. Other things are easy to implement and still have limited impact. We search for things that have a greater impact, some of which will be harder to implement and some of which will be easier to implement. When you're deciding what to implement to impact students' mathematical learning, wouldn't you like to know what the effect size is? Then you can decide if it's worth the effort. John was able to demonstrate that influences, strategies, actions, and so on with an effect

THE BAROMETER FOR THE INFLUENCE OF TEACHING TEST-TAKING



Source: Adapted from Hattie (2012).

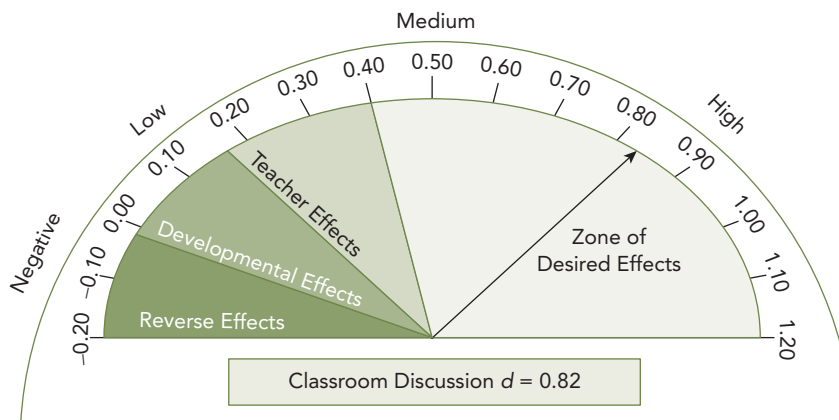
Figure P.1

size greater than 0.40 allow students to learn at an appropriate rate, meaning a year of growth for a year in school. Before this level was established, teachers and researchers did not have a way to determine an acceptable threshold, and thus weak practices, often with studies that were statistically significant, continued.

Let's take two real examples.

First, let's consider teaching test-taking. There have been many efforts to review or reteach or coach students to do better on tests, such as the SAT or state accountability assessments. To help people understand effect sizes, John created a barometer so that information could be presented visually. The barometer for teaching test-taking can be found in Figure P.1. As you can see, the effect size is 0.27, well below the zone of desired effects of 0.40. This is based on 10 meta-analyses, with 267 studies, and a total population of 15,772. Although it's appealing to want to teach students the test before they take it, the evidence suggests that there are more effective ways for impacting students' learning.

THE BAROMETER FOR THE INFLUENCE OF CLASSROOM DISCUSSION



Source: Adapted from Hattie (2012).

Figure P.2

Second, let's consider increasing classroom discourse (synonymous with classroom discussion or dialogue). Students would be invited to talk with their peers in collaborative groups, working to solve complex and rich tasks. The students would not be ability grouped, but rather grouped by the teacher intentionally to ensure that there is academic diversity in each group as well as language support and varying degrees of interest and motivation. As can be seen in the barometer in Figure P.2, the effect size of classroom dialogue, or what we prefer to call discourse, is 0.82, well above our threshold, and likely to result in two years of learning gains for a year of schooling. Note that instructional practice aligns with the NCTM effective mathematics teaching practice of *facilitating meaningful mathematical discourse* as well as the Common Core Standards for Mathematical Practice (MP) of expecting students to *construct viable arguments and critique the reasoning of others* (MP 3). Other state and national standards list this practice as *mathematical communication* or *communication and interpretation* (see Appendix C). As a teacher, you would be wise to focus your energy on building classroom discourse rather than attempting to teach test-taking.

EFFECT SIZE
FOR CLASSROOM
DISCUSSION = 0.82

You'll find a complete list of the Standards for Mathematical Practice (MPs), a side-by-side chart of international mathematics practice or process standards, and Mathematics Teaching Practices in Appendixes B, C, and D of this book, respectively.

The Structure of *Visible Learning* for Mathematics

In the first chapter of this book, we focus on the methods John used to create *Visible Learning*. We explore in greater depth the concepts of meta-analysis and effect sizes. We also define and begin to discuss the importance of surface, deep, and transfer learning, including the impact of various instructional moves on each type of learning. The claim is that in all subjects, students have to develop surface-level understanding if they are ever going to go deep. In this book, it's important to note that we do not define surface-level learning as superficial learning of procedures and algorithms. Rather, we define it as the initial development of conceptual understanding, procedural skills, and vocabulary of a new topic. Deep learning is when students begin to make connections among conceptual ideas, and practice and apply procedural skills with greater fluency. It's when they plan, investigate, elaborate on their conceptual understandings, and begin to make generalizations based on their experiences. And we know that deep learning can facilitate transfer—the ability to more independently apply deeply understood concepts and skills to new and novel situations—which has been our goal all along. For mathematics especially, this is a framing device we have found useful for making decisions about *how* and *when* as a teacher you engage in certain tasks, questioning techniques, and teaching strategies to facilitate each level of learning. We will continue to refer to these phases of learning throughout the rest of the book.

In the second chapter, we explore the importance of teacher clarity, which has a strong effect size. In this chapter, we focus on learning intentions and success criteria because that is where teachers start, asking themselves, “What do my students need to learn today, and how will I know if they learned it?” Without a clear path, learning is left to chance. We want to be sure that teachers and students know what they are learning and what success looks like.

In Chapter 3, we will share our thinking about mathematical tasks that require different levels of cognitive demand and discuss what kinds of tasks are appropriate to use within different learning phases, depending on the learning intentions and success criteria defined. This chapter will offer some examples of the kinds of questions that teachers should ask to encourage rich mathematical discourse.

Chapters 4 through 6 discuss three phases of learning—surface, deep, and transfer—and discuss how the learning intentions (i.e., the instructional goals) of any lesson need to be a combination or balance of these phases of learning (Hattie, 2012). Chapter 4 will address the surface phase of learning in detail. Note that surface learning does not mean superficial learning. Rather, surface learning is a time when students initially are exposed to concepts, skills, and strategies. Surface learning is critical, because it provides a foundation on which to build as students are asked to think more deeply. Also, sometimes—but not always—there tends to be more teacher input during surface learning.

In Chapter 5, we define deep learning as a period when students consolidate their understanding and apply and extend some surface learning knowledge to support deeper conceptual understanding. Strategies for helping students to develop deep learning are included in this chapter with examples of how both small group and whole class discourse support deep learning. We think of this as a “sweet spot” that will often take up more instructional time, but can be accomplished only when students have the requisite knowledge to go deeper.

In Chapter 6, you will read about transfer learning as the point at which students take their consolidated knowledge and skills and apply what they know to new scenarios and different contexts. It is also a time when students are able to think more metacognitively, reflecting on their own learning and understanding.

A key point that we will make repeatedly is that teachers must know their students well and understand the impact that they have on their students. In planning lessons, teachers need to be empowered to choose the tasks and approaches that will maximize that impact. Mismatching a task or a pedagogical approach with the nature of learning expected will not create the desired impact. *What* and *when* are equally important when it comes to instruction that has an impact on learning. Approaches that facilitate students’ surface-level learning do not work equally well for deep learning, and vice versa. Matching the right approach with the appropriate phase of learning is the critical lesson to be learned.

In Chapters 4 through 6, we also explore more deeply the *what*, *when*, and *how* to give you a clearer picture of how to orchestrate your class based on your learners’ needs and your explicit learning intentions, in order to achieve maximum impact. In these chapters, we will dive more

Surface-level learning does not mean superficial learning.

deeply into the kinds of tasks, discussion and questioning techniques, and pedagogical strategies that are appropriate to each phase of learning.

It's important to point out, too, that learning is not linear. It is recursive. You should feel empowered to understand where in the cycle of learning your students are so that you can strategically select and employ the right tasks and strategies at the right time, based on where individual learners are in the surface-deep-transfer cycle on any given topic of study.

In the final chapter of this book, we focus more deeply on the role of continual assessment to help your learners answer the questions "Where am I?" "How am I doing?" and "Where to next?" We discuss some of the needs around differentiating instruction and response to intervention to help teachers ensure that they're meeting the needs of *all* learners, and point you toward resources where you can explore those topics in more depth. You'll also find several appendixes at the end of this book that cover (a) Hattie's full list of interventions with their effect sizes; (b) a list of Common Core Standards for Mathematical Practice (MPs) and what they mean in terms of what teachers do and what students do; (c) a non-exhaustive, side-by-side list of other state and international mathematical practice or process standards; (d) a list of NCTM's eight effective Mathematics Teaching Practices and what they mean in terms of what teachers do and what students do; and (e) a list of resources and websites we recommend to help you make mathematics learning visible.

This book includes a number of features that we hope will help you adopt and implement the practices outlined. For example, we include QR codes and links to videos. In these videos, you'll meet teachers and hear their perspectives about teaching mathematics. You'll also visit their classrooms. In addition, we include effect sizes in the margins for easy reference. We also include a number of teaching tips and definitions of terminology in the margins as well as a number of reproducible forms and tools that you can use in your classroom. These forms will be downloadable from our companion website at <http://resources.corwin.com/VL-mathematics>.

Why This Book Now?

There is a reason there are six authors on this book. No one person can be *the* expert on learning, and we, as authors, come from a variety of

teaching backgrounds across disciplines. We bring together a depth of experience, research, and perspectives that have helped us stretch our own thinking and challenge assumptions. We have worked to pool our knowledge and understanding about excellent instruction, recognize that there are subtle differences about what works when, and offer our best guidance as supported by research from both Hattie's meta-analyses and some of the excellent research that comes directly from the mathematics education community. Rather than being confined to labels of "researchers" or "literacy people" or "math people," we like to think of ourselves as "education people." We have worked together to share with you the what, when, and how of teaching practices that evidence shows work best for student learning in mathematics.

Finally, we feel that teaching begins with a promise. Robyn Jackson, an expert teacher and leader, suggests that teachers make promises to students. Her promises are included in Figure P.3. on the following page. Are these promises that you hope to make to your students? If so, this book will help.

PROMISES TO STUDENTS

1. I promise to pay attention to who you are and respect the currencies you bring with you to the classroom.
2. I promise to keep out of your way so that you can take on the work of learning and enjoy the fruits of learning for yourself.
3. I promise to provide you with a physically and psychologically safe learning environment.
4. I promise to listen to the feedback you give me verbally, non-verbally, and in your work, and use this feedback to do a better job of meeting your needs.
5. I promise to keep trying until together, we figure out the best way to help you learn.
6. I promise to do all that I can to set you up to succeed.
7. I promise to help you learn from your mistakes and show you how to get better at learning.
8. I promise to carefully choose the work I give you so that it clearly increases your understanding and proficiency and doesn't encumber you with meaningless rote exercises that do little to help you learn.
9. I promise to provide you with challenging and engaging instruction that stretches you to within but at the outer limits of your ability. In this way, I will help you grow as a learner.
10. I promise to learn alongside you.

Source: Robyn Jackson (2015). Used with permission.

Figure P.3

MAKE LEARNING VISIBLE IN MATHEMATICS

1



$$2 + 2 = 4.$$

It just adds up, right? But think about how you know that two plus two equals four. Did you memorize the answer from a flashcard? Did someone tell you that and then expect that you accept it as truth? Did you discover the answer while engaged in a relevant task? Were you asked to explore a concept, and when you grasped the concept, someone provided you with labels for the ideas? In all likelihood, it was a combination of these things that led you to come to understand the concept of the number two, the possibility of combining like items, and the idea that the sum is a result of these combinations. Over time, you were able to consider an unknown term such as x in the equation $2 + x = 4$ and master increasingly complex ideas that are based on algebraic thinking. Your learning became visible to you, your teachers, and your family.

And that's what this book is about—making learning visible. By visible learning, we mean several things. First and foremost, students and teachers should be able to see and document learning. Teachers should understand the impact that they, and their actions, have on students. Students should also see evidence of their own progress toward their learning goals. Visible learning helps teachers identify attributes and influences that work. Visible learning also helps teachers better understand their impact on student learning, and helps students become their own teachers. In this way, both teachers and students become lifelong learners and develop a love for learning. Importantly, this is not a book about visible teaching. We do, of course, provide evidence for various teacher moves, but our goal is not to make teaching visible but rather the *learning* visible. Before we explore the research behind visible learning, let's consider the ways in which you may have been taught mathematics. We need to accept and understand that high-quality learning may require that we discard ineffective pedagogy that we may have experienced as learners of mathematics.

Forgetting the Past

Do you remember the *Men in Black* movies? The agents who are protecting the universe have neuralyzers, which erase memories. They use them to erase encounters with intergalactic aliens so that people on planet Earth are kept in the dark about threats to their world. We wish we had that little flashy thing. If we did, we'd erase teachers' memories of some of the ways they were taught mathematics when they were younger. And we'd replace those memories with intentional instruction, punctuated

with collaborative learning opportunities, rich discussions about mathematical concepts, excitement over persisting through complex problem solving, and the application of ideas to situations and problems that matter. We don't mean to offend anyone, but we have all suffered through some pretty bad mathematics instruction in our lives. Nancy remembers piles of worksheets. Her third-grade teacher had math packets that she distributed the first of each month. Students had specific calculation-driven problems that they had to do every night, page after page of practicing computation with little or no context. A significant amount of class time was spent reviewing the homework, irrespective of whether or not students got the problem wrong or right. In fact, when she asked if they could skip the problems everyone completed correctly, she was invited to have a meeting with the teacher and the principal.

In algebra, Doug's teacher required that specifically assigned students write out one of their completed homework problems on the chalkboard while the teacher publicly commended or criticized people. Doug wasn't academically prepared for entry-level algebra, so he hid outside the classroom until the teacher ran out of problems each day. (He took the tardies rather than show everyone he didn't understand the homework.) When this ritual was completed, the teacher explained the next section of the textbook while students took notes. The teacher wrote on an overhead projector with rollers on each side, winding away, page after page. Doug learned to copy quickly into his Cornell notes since the teacher often accidentally erased much of what he wrote because of his left-hand hook writing style. When finished with this, students were directed to complete the assigned odd-numbered problems from the back of the book in a silent classroom. Any problems not completed during class time automatically became homework. Doug copied from his friend Rob on the bus ride home each day but failed every test. This spectator sport version of algebra did not work for students who did not already know the content. Doug's learning wasn't visible to himself, or to his teacher.

If you're worrying about Doug, after failing algebra in ninth grade, he then had a teacher who was passionate about her students' learning. She modeled her thinking every day. She structured collaborative group tasks and assigned problems that were relevant and interesting. Doug eventually went on to earn a master's degree in bio-statistics.

John did okay in mathematics and enjoyed the routines, but if offered, he would have dropped mathematics at the first chance given. But his

Learning isn't
linear; it's
recursive.

school made all students enroll in mathematics right to the last year of high school. It was in this last year that he met Mr. Tomlinson—rather strict, a little forbidding, but dedicated to the notion that every one of his students should share his passion for mathematics. He gave his students the end-of-the-year high-stakes exam at the start of the year to show them where they needed to learn. Though the whole class failed, Mr. Tomlinson was able to say, “This is the standard required, and I am going to get you all to this bar.” Throughout the year, Mr. Tomlinson persistently engaged his students in how to think in mathematics, working on spotting similarities and differences in mathematical problems so they did not automatically make the same mistakes every time. This teacher certainly saw something in John that John did not see in himself. John ended up with a minor in statistics and major in psychometrics as part of his doctoral program.

These memories of unfortunate mathematics instruction need to be erased by *Men in Black* Agent K using his neuralyzer, as we know that one of the significant impacts on the way teachers teach is how they were taught. We want to focus on the good examples—the teachers we remember who guided our understanding and love of mathematics.

We've already asked you to forget the less-than-effective learning experiences you've had, so we feel comfortable asking you one more thing. Forget about prescriptive curricula, scripted lesson plans, and worksheets. Learning isn't linear; it's recursive. Prescriptive curriculum isn't matched to students' instructional needs. Sometimes students know more than the curriculum allows for, and other times they need a lot of scaffolding and support to develop deep understanding and skills. As we will discuss later in this book, it's really about determining the impact that teachers have on students and making adjustments to ensure that the impact is as significant as possible.

A major flaw of highly scripted lessons is that they don't allow teachers to respond with joy to the errors students make. Yes, joy. Errors help teachers understand students' thinking and address it. Errors should be celebrated because they provide an opportunity for instruction, and thus learning. As Michael Jordan noted in his Nike ad, “I've missed more than 9,000 shots in my career. I've lost almost 300 games. 26 times, I've been trusted to take the game winning shot and missed. I've failed over and over and over again in my life. And that is why I succeed.”

Linda remembers playing a logic game using attribute blocks with her students. The beginning of the game required that students listen carefully to the ideas of others and draw some conclusions as to whether those ideas were correct or accurate. At one point, she commented to an incorrect response, “That’s a really important mistake. I hope you all heard it!” The reaction of almost every student was a look of surprise. It was as if the students were thinking, “Have you lost your mind? The goal in math is to get it right!” That response made a real impact on Linda’s teaching moves in terms of recognizing how important it is for students to understand they learn and develop understanding from making mistakes (and, in fact, she still says that to this day!). The very best mathematicians wallow in the enjoyment of struggling with mathematical ideas, and this should be among the aims of math teachers—to help students enjoy the struggle of mathematics.

When students don’t make errors, it’s probably because they already know the content and didn’t really need the lesson. We didn’t say throw away textbooks. They are a resource that can be useful. Use them wisely, and make adjustments as you deem necessary to respond to the needs of your students. Remember, it is your students, not the curriculum writers, who direct the learning in your classroom.

What Makes for Good Instruction?

When we talk about high-quality instruction, we’re always asked the chicken-and-egg question: “Which comes first?” Should a mathematics lesson start with teacher-led instruction or with students attempting to solve problems on their own? Our answer: it depends. It depends on the learning intention. It depends on the expectations. It depends on students’ background knowledge. It depends on students’ cognitive, social, and emotional development and readiness. It depends where you are going next (and there needs to be a next). And it depends on the day. Some days, lessons start with collaborative tasks. Other days, lessons are more effective when students have an opportunity to talk about their thinking with the entire class or see worked examples. And still other days, it’s more effective to ask students to work individually. Much of teaching is dependent on responding to student data in real time, and each teacher has his or her own strengths and personality that shine through in the best lessons. Great teachers are much like jazz musicians, both deliberately setting the

Errors help teachers understand students' thinking and address it. . . . They provide an opportunity for instruction, and thus learning.

stage and then improvising. Great teachers have plans yet respond to student learning and needs in real time.

But even the most recognized performers had to learn techniques before applying them. Jazz musicians have to understand standards of music, even if they choose to break the rules. Similarly, great teachers need to know the tools of their craft before they can create the most effective lessons. Enter *Visible Learning*.

The Evidence Base

The starting point for our exploration of learning mathematics is John's books, *Visible Learning* (2009) and *Visible Learning for Teachers* (2012). At the time these books were published, his work was based on more than 800 meta-analyses conducted by researchers all over the world, which included more than 50,000 individual studies that included more than 250 million students. It has been claimed to be the most comprehensive review of educational research ever conducted. And the thing is, it's still going on. At the time of this writing, the database included 1200 meta-analyses, with more than 70,000 studies and 300 million students. A lot of data, right? But the story underlying the data is the critical matter; and it has not changed since the first book in 2009.

Meta-Analyses

Before we explore the findings, we should discuss the idea of a meta-analysis because it is the basic building block for the recommendations in this book. At its root, a **meta-analysis** is a statistical tool for combining findings from different studies with the goal of identifying patterns that can inform practice. It's the old preponderance of evidence that we're looking for, because individual studies have a hard time making a compelling case for change. But a meta-analysis synthesizes what is currently known about a given topic and can result in strong recommendations about the impact or effect of a specific practice. For example, there was competing evidence about periodontitis (inflammation of the tissue around the teeth) and whether or not it is associated with increased risk of coronary heart disease. The published evidence contained some conflicts, and recommendations about treatment were piecemeal. A meta-analysis of five prospective studies with 86,092 patients suggested that individuals with periodontitis had a 1.14 times higher risk of developing coronary heart disease than the controls (Bahekar, Singh, Saha,

A **meta-analysis** is a statistical tool for combining findings from different studies with the goal of identifying patterns that can inform practice.

Molnar, & Arora, 2007). The result of the meta-analysis was a set of clear recommendations for treatment of periodontitis, such as the use of scaling and root planing (SRP), or deep cleaning of the teeth, as initial treatment. The evidence suggests that this has the potential of significantly reducing the incidence of heart disease. While this book is not about health care or business, we hope that the value of meta-analyses in changing practice is clear.

The statistical approach for conducting meta-analyses is beyond the scope of this book, but it is important to note that this tool allows researchers to identify trends across many different studies and their participants.

Effect Sizes

The meta-analyses were used to calculate effect sizes for each practice. You might remember from your statistics class that studies report statistical significance. Researchers make the case that something “worked” when chance is reduced to 5 percent (as in $p < 0.05$) or 1 percent (as in $p < 0.01$). What they really mean is that the probability of seeing the outcome found as the result of chance events is very small, less than 5 percent or less than 1 percent. One way to increase the likelihood that statistical significance is reached is to increase the number of people in the study, also known as sample size. We’re not saying that researchers inflate the size of the research group to obtain significant findings. We are saying that simply because something is statistically significant doesn’t mean that it’s worth implementing. For example, if the sample size was 1,000 participants, then a correlation only needs to exceed 0.044 to be considered “statistically significant,” meaning the results are due to factors other than chance; if 10,000 are sampled, then a correlation of 0.014 is needed, or if 100,000 are sampled, then a correlation of 0.004 is sufficient to show a nonchance relationship. Yes, you can be confident that these values are greater than zero, but are they of any practical value? That’s where effect size comes in.

Say, for example, that a digital app was found to be statistically significant in changing students’ learning in geometry. Sounds good, you say to yourself, and you consider purchasing or adopting it. But then you learn that it increased students’ performance by only three right answers for every twenty-five choices (and the research team had data from 9,000 students). If it were free and easy to implement this change, it might be worth it to have students get a tiny bit better as users of geometric knowledge. But if it were time-consuming, difficult, or expensive, you



Video 1.1 What Is Visible Learning for Mathematics?

[http://resources.corwin.com/
VL-mathematics](http://resources.corwin.com/VL-mathematics)

To read a QR code, you must have a smartphone or tablet with a camera. We recommend that you download a QR code reader app that is made specifically for your phone or tablet brand.

Effect size represents the magnitude of the impact that a given approach has.

EFFECT SIZE
FOR SELF-
VERBALIZATION
AND SELF-
QUESTIONING
= 0.64

should ask yourself if it's worth it to go to all of this trouble for such a small gain. That's **effect size**—it represents the magnitude of the impact that a given approach has.

Visible Learning provides readers with effect sizes for many influences under investigation. As an example, self-verbalization and self-questioning—students thinking and talking about their own learning progress—has a reasonably strong effect size at 0.64 (we'll talk more about what the effect size number tells us in the next section). The effect sizes can be ranked from those with the highest impact to those with the lowest. But that doesn't mean that teachers should just take the top ten or twenty and try to implement them immediately. Rather, as we will discuss later in this book, some of the highly useful practices are more effective when focused on surface learning (initial acquisition of knowledge) while others work better for deep learning (consolidation of knowledge) and still others work to encourage transfer (application to new and novel situations).

Noticing What Does and Does Not Work

If you attend any conference or read just about any professional journal, not to mention subscribe to blogs or visit Pinterest, you'll get the sense that everything works. Yet educators have much to learn from practices that do not work. In fact, we would argue that learning from what doesn't work, and not repeating those mistakes, is a valuable use of time. To determine what doesn't work, we turn our attention to effect sizes again. Effect sizes can be negative or positive, and they scale from low to high. Intuitively, an effect size of 0.60 is better than an effect size of 0.20. Intuitively, we should welcome any effect that is greater than zero, as zero means “no growth,” and clearly any negative effect size means a negative growth. If only it was this simple.

An **influence** is an instructional strategy, idea, or tool we use in schools.

It turns out that about 95 percent or more of the **influences** (instructional strategies, ideas, or tools) that we use in schools have a positive effect; that is, the effect size of nearly everything we do is greater than zero. This helps explain why so many people can argue “with evidence” that their pet project works. If you set the bar at showing any growth above zero, it is indeed hard to find programs and practices that don't work. As described in *Visible Learning* (2009), we have to reject the starting point of zero. Students naturally mature and develop over the course of a year, and thus actions, activities, and interventions that teachers use

should *extend learning beyond what a student can achieve by simply attending school for a year.*

This is why John set the bar of acceptability higher—at the average of all the influences he compiled—from the home, parents, schools, teachers, curricula, and teaching strategies. This average was 0.40, and John called it the “**hinge point.**” He then undertook studying the underlying attributes that would explain why those influences higher than 0.40 had such a positive impact compared with those lower than 0.40. His findings were the impetus for the *Visible Learning* story. We expect, at minimum, students’ learning to progress a full year for every year that they are in school. And we hope that students gain more than that. Ensuring this level of growth requires a relentless focus on learning rather than on teaching.

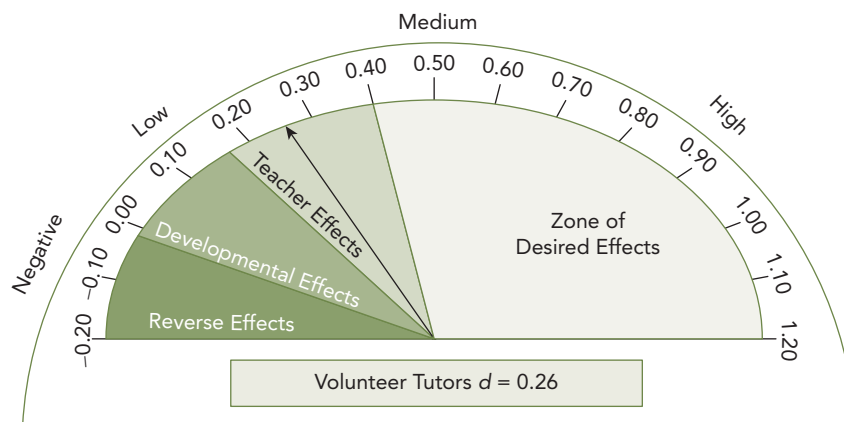
Borrowing from *Visible Learning*, the **barometer of influence** and hinge point are effective in explaining what we focus on in this book and why. Here’s an example of how this might play out in learning mathematics. Let’s focus on volunteer tutors, which some have argued could be used to address the basic skills needs that some students have in mathematics. In essence, students are taught by volunteers, often parents or university students, and this instruction focuses on topics such as adding fractions, long division, or some other skill. Importantly, we are not advocating for skills-based instruction, but rather using this example to highlight the use of effect sizes. As with much of the educational research, there are studies that contradict other studies. For example, Scott (2007) described an experiment in engaging parents as volunteers to boost mathematics learning. She suggests that the effort was worthwhile but does not provide information on the impact it had in terms of learning that exceeded one year. Similarly, Carmody and Wood (2009) describe a volunteer tutoring program, this time with college seniors tutoring their younger peers in college mathematics classes. They report that their effort was generally well received, but do not provide information about the impact that it had on students’ learning. That’s where the meta-analyses and effect size data can teach us. The barometer and hinge point for volunteer tutors are presented in Figure 1.1. Note that this approach rests in the zone of “teacher effects,” which is below the level of desired effects but better than reverse effects. Our focus in *Visible Learning for Mathematics* is on actions that fall inside the *zone of desired effects*, which is 0.40 and above. When actions are in the range of 0.40 and above, the data suggest that the effort extends beyond that which was expected from attending school for a year.

Hinge point is the average point at which we can consider that something is working enough for a student to gain one year’s growth for a year of schooling.

The **barometer of influence** is a visual scale that can help us understand where an influence falls in terms of relative effect size.

EFFECT SIZE
FOR VOLUNTEER
TUTORS = 0.26

THE BAROMETER FOR THE INFLUENCE OF VOLUNTEER TUTORS



Source: Adapted from Hattie (2012).

Figure 1.1

We expect, at minimum, students' learning to progress a full year for every year that they are in school.

Caution: That doesn't mean that everything below 0.40 effect size is not worthy of attention. Hattie (2012) points out that the hinge point of 0.40 is not absolute. In actuality, each influence does have its own hinge point; therefore the hinge point of 0.40 is simply a good starting point for discussion about the nuances, variability, quality of the studies, and other factors that give an influence a particular effect size. It's just not black-and-white, and there are likely some useful approaches for teaching and learning that are not above this average. For example, drama and arts programs have an effect size of 0.35, almost ensuring that students gain a year's worth of achievement for a year of education. We are not suggesting that drama and art be removed from the curriculum. In fact, artistic expression and aesthetic understanding may be valuable in and of themselves.

It is also important to realize that some of the aggregate scores mask situations in which specific actions can be strategically used to improve students' understanding. Simulations are a good case. The effect size of simulations is 0.33, below the threshold that we established. But what if

EFFECT SIZE FOR SIMULATIONS = 0.33

simulations were really effective in deepening understanding, but not as useful when used for surface learning? (See Chapters 4 and 5 for more on surface and deep learning.) In this case, the strategic deployment of simulations could be important. There are situations like this that we will review in this book as we focus on the balance and sequencing of surface learning compared with deep learning or transfer learning. For now, let's turn our attention to actions that teachers can take to improve student learning. We'll start by directly addressing a major debate in mathematics education: direct instruction compared with dialogic approaches.

Direct and Dialogic Approaches to Teaching and Learning

Debates about the teaching of mathematics have raged for decades. In general, the debate centers on the role of direct instruction versus dialogic instruction, with some teachers and researchers advocating for one or the other. Proponents of both models of instruction have similar goals—student mastery of mathematics. But they differ in the ways in which learning opportunities are organized within the context of a lesson. According to Munter, Stein, and Smith (2015b):

In the direct instruction model, when students have the prerequisite conceptual and procedural knowledge, they will learn from (a) watching clear, complete demonstrations of how to solve problems, with accompanying explanations and accurate definitions; (b) practicing similar problems sequenced according to difficulty; and (c) receiving immediate, corrective feedback. Whereas in the dialogic model, students must (a) actively engage in new mathematics, persevering to solve novel problems; (b) participate in a discourse of conjecture, explanation, and argumentation; (c) engage in generalization and abstraction, developing efficient problem-solving strategies and relating their ideas to conventional procedures; and to achieve fluency with these skills, (d) engage in some amount of practice. (p. 6)

As the authors note, there are several similarities and some important differences between these two competing models. In terms of similarities, both focus on students' conceptual understanding and procedural fluency. In other words, students have to know the *why* and *how* of mathematics.

Neither model advocates that students simply memorize formulas and procedures. As the National Council of Teachers of Mathematics (2014) states, procedural fluency is built on a foundation of conceptual understanding. Students need to develop strategic reasoning and problem solving. To accomplish this, both models suggest that (1) mathematics instruction be carefully designed around rigorous mathematical tasks, (2) students' reasoning is monitored, and (3) students are provided ample opportunities for skill- and application-based practice.

Munter, Stein, and Smith (2015b) also identify a number of differences between the two models, namely in the types of tasks students are invited to complete, the role of classroom discourse, collaborative learning, and the role of feedback. Figure 1.2 contains their list of similarities and differences. Importantly, these researchers also recognize that teachers use aspects of each model. As they note, “teachers in dialogic classrooms may very well demonstrate some procedures, just as students in a direct instruction classroom may very well engage in project-based activities” (p. 9). They argue that the purposes for using different aspects of each model may vary, and the outcomes may be different, but note that “high-quality instruction must include the identification of both instructional practices and the underlying rationales for employing those practices” (p. 9).

We agree that direct instruction should not be thought of as “spray-and-pray” didactic show-and-tell transmission of knowledge. Neither direct nor dialogical instruction should be confused with “lots of talking” or didactic approaches. John (Hattie, 2009) defines **direct instruction** in a way that conveys an intentional, well-planned, and student-centered guided approach to teaching. “In a nutshell, the teacher decides the learning intentions and success criteria, makes them transparent to the students, demonstrates them by modeling, evaluates if they understand what they have been told by checking for understanding, and re-tells them what they have been told by tying it all together with closure” (p. 206).

When thinking of direct instruction in this way, the effect size is 0.59. Dialogic instruction also has a high effect size of 0.82. This doesn't mean that teachers should always choose one approach over another. It should never be an either/or situation. The bigger conversation, and purpose of this book, is to show how teachers can choose the right approach at the right time to ensure learning, and how both dialogic and direct approaches have a role to play throughout the learning process, but in different ways.

Direct instruction

is when the teacher decides the learning intentions and success criteria, makes them transparent to the students, demonstrates them by modeling, evaluates if they understand what they have been told by checking for understanding, and re-tells them what they have been told by tying it all together with closure.

EFFECT SIZE
FOR DIRECT
INSTRUCTION = 0.59

EFFECT SIZE FOR
CLASSROOM
DISCUSSION = 0.82

COMPARING DIRECT AND DIALOGIC INSTRUCTION

Dialogic Instruction	Distinction	Direct Instruction
Fundamental to both knowing and learning mathematics. Students need opportunities in both small-group and whole-class settings to talk about their thinking, questions, and arguments.	The importance and role of talk	Most important during the guided practice phase, when students are required to explain to the teacher how they have solved problems in order to ensure they are encoding new knowledge.
Provides a venue for more talking and listening than is available in a totally teacher-led lesson. Students should have regular opportunities to work on and talk about solving problems in collaboration with peers.	The importance of and role of group work	An optional component of a lesson; when employed, it should follow guided practice on problem solving, focus primarily on verifying that the procedures that have just been demonstrated work, and provide additional practice opportunities.
Dictated by both disciplinary and developmental (i.e., building new knowledge from prior knowledge) progressions.	The sequencing of topics	Dictated primarily by a disciplinary progression (i.e., prerequisites determined by the structure of mathematics).
Two main types of tasks are important: (1) tasks that initiate students to new ideas and deepen their understanding of concepts (and to which they do not have an immediate solution), and (2) tasks that help them become more competent with what they already know (with type 2 generally not preceding type 1 and both engaging students in reasoning).	The nature and ordering of instructional tasks	Students should be given opportunities to use and build on what they have just seen the teacher demonstrate by practicing similar problems, sequenced by difficulty. Tasks afford opportunities to develop the ability to adapt a procedure to fit a novel situation as well as to discriminate between classes of problems (the more varied practice students do, the more adaptability they will develop).
Students should be given time to wrestle with tasks that involve big ideas, without teachers interfering to correct their work. After this, feedback can come in small-group or whole-class settings; the purpose is not merely correcting misconceptions, but advancing students' growing intellectual authority about how to judge the correctness of one's own and others' reasoning.	The nature, timing, source, and purpose of feedback	Students should receive immediate feedback from the teacher regarding how their strategies need to be corrected (rather than emphasizing that mistakes have been made). In addition to one-to-one feedback, when multiple students have a particular misconception, teachers should bring the issue to the entire class's attention in order to correct the misconception for all.

(Continued)

(Continued)

Dialogic Instruction	Distinction	Direct Instruction
Students' learning pathways are emergent. Students should make, refine, and explore conjectures on the basis of evidence and use a variety of reasoning and proof techniques to confirm or disprove those conjectures (CCSS-M-SMP 3), asking questions that drive instruction and lead to new investigations.	The emphasis on creativity	Students' learning pathways are predetermined and carefully designed for. To "make conjectures and build a logical progression of statements to explore the truth of their conjectures" (CCSS-M-SMP 3) is limited to trying solution strategies for solving a problem posed to them.
Students' thinking and activity are consistent sources of ideas of which to make deliberate use: by flexibly following students' reasoning, the teacher can build on their initial thinking to move toward important ideas of the discipline.	The purpose of diagnosing student thinking	Through efficient instructional design and close monitoring (or interviewing), the teacher should diagnose the cause of errors (often a missing prerequisite skill) and intervene on exactly the component of the strategy that likely caused the error.
Students participate in the defining process, with the teacher ensuring that definitions are mathematically sound and formalized at the appropriate time for students' current understanding.	The introduction and role of definitions	At the outset of learning a new topic, students should be provided an accurate definition of relevant concepts.
Representations are used not just for illustrating mathematical ideas, but also for thinking with. Representations are created in the moment to support/afford shared attention to specific pieces of the problem space and how they interconnect.	The nature and role of representations	Representations are used to illustrate mathematical ideas (e.g., introducing an area model for multi-digit multiplication after teaching the algorithm), not to think with or to anchor problem-solving conversations.

Source: Munter, Stein, and Smith (2015b). Used with permission.

Figure 1.2

Precision teaching
is about knowing
what strategies to
implement *when* for
maximum impact.

Many readers of *Visible Learning* (Hattie, 2009) attend to the details about effect sizes and measuring one's impact (important, to be sure), but fewer may notice that this body of research points to *when* it works as well as *what* works. Knowing *what* strategies to implement *when* for maximum impact is what we think of as **precision teaching**.

The Balance of Surface, Deep, and Transfer Learning

As mentioned in the preface, it's useful when planning for precision teaching to think of the nature of learning in the categories of surface, deep, and transfer. It is a framing device for making decisions about *how* and *when* you engage in certain tasks, questioning techniques, and teaching strategies. The most powerful model for understanding these three categories is the SOLO (structure of observed learning outcomes) model developed by Biggs and Collis (1982). In this model, there are four levels, termed “unistructural,” “multi-structural,” “relational,” and “extended abstract.” Simply put, this means “an idea” and “many ideas” (which together are surface), and “relating ideas” and “extending ideas” (which together signify deep). Transfer is when students take their learning and use it in new situations. Figure 1.3 shows two examples of the SOLO model for mathematics.

One key to effective teaching is to design clear learning intentions and success criteria (which we'll discuss in Chapter 2), which include a combination of surface, deep, and transfer learning, with the exact combination depending on the decision of the teacher, based on how the lesson fits into the curriculum, how long- or short-term the learning intentions are, and the complexity of the desired learning. Also, we recognize that learning is not an event, it is a process. It would be convenient to say that surface, deep, and transfer learning always occur in that order, or that surface learning should happen at the beginning of a unit and transfer at the end. In truth, these three kinds of learning spiral around one another across an ever-widening plane. Also, we want to be clear that because learning does not fall into a linear and repeating pattern—and is different for different students—we are in no way suggesting a specific order or scaffold of methods. In education, we spend a great deal of time debating particular methods of teaching and the pros and cons of certain strategies and their progression as applied to different content areas. The bottom line is that there are many phases to learning, and there is no one way or one set of understandings that unravels the processes of learning. Our attention is better placed on the effect we, as teachers, have on student learning. Sometimes that means we need multiple strategies, and, more often, many students need different teaching strategies from those that they have been getting (Hattie, 2012). Before further discussing how these phases of learning interweave, let's dive into what each one means in terms of mathematics.

Teaching Takeaway

The issue should not be direct versus dialogic but rather the right approach at the right time to ensure learning.

THE SOLO MODEL APPLIED TO MATHEMATICS

Learning Intentions		Success Criteria
SOLO 1: Represent and solve problems involving addition and subtraction.		
Uni-/Multi-Structural	<p>Know basic facts for addition and subtraction.</p> <p>Represent addition and subtraction using multiple models (manipulatives, number lines, bar diagrams, etc.).</p>	<p>I know my sums to twenty in both addition and subtraction.</p> <p>I can show my thinking using manipulatives and pictures.</p>
Relational	<p>Understand the meaning of addition or subtraction by modeling what is happening in a contextual situation (Carpenter, Fennema, Franke, Levi, & Empson, 2014).</p> <p>Recognize when either addition or subtraction is used to solve problems in different situations.</p>	<p>When I read a word problem, I can describe what is happening and use addition or subtraction to find a solution.</p>
Extended Abstract	<p>Use addition and subtraction to solve problems in a variety of situations.</p>	<p>I can use what I know about addition and subtraction contexts to figure out how to use addition and subtraction to solve problems beyond those I solve in class.</p>
SOLO 2: Reason with shapes and their attributes.		
Uni-/Multi-Structural	<p>Know the definitions and key attributes for shapes.</p>	<p>I can identify and name the attributes of shapes.</p>
Relational	<p>Recognize relationships among shapes.</p>	<p>I can explain how two shapes are related to each other.</p>
Extended Abstract	<p>Classify two-dimensional shapes based on properties.</p>	<p>I can create a diagram to show how different quadrilaterals are related to each other.</p>

Source: Adapted from Biggs and Collis (1982).



This figure and a blank template are available for download at <http://resources.corwin.com/VL-mathematics>

Copyright © 2017 by Corwin. All rights reserved. Reprinted from *Visible Learning for Mathematics, Grades K–12: What Works Best to Optimize Student Learning* by John Hattie, Douglas Fisher, Nancy Frey, Linda M. Gojak, Sara Delano Moore, and William Mellman. Thousand Oaks, CA: Corwin, www.corwin.com.
 Reproduction authorized only for the local school site or nonprofit organization that has purchased this book.

Figure 1.3

Surface Learning

In mathematics, we can think of **surface learning** as having two parts. First, it is initial learning of concepts and skills. When content is new, all of us have a limited understanding. That doesn't mean we're not working on complex problems; it's just that the depth of thinking isn't there yet. Whether a student is exposed to a new idea or information through an initial exploration or some form of structured teacher-led instruction (or perhaps a combination of the two), it is the introductory level of learning—the initiation to, and early understanding of, new ideas that begins with developing conceptual understanding—and at the right time, the explicit introduction of the labels and procedures that help give the concepts some structure. Let us be clear: surface learning is not shallow learning. It is not about rote skills and meaningless algorithms. It is not prioritizing “superficial” learning or low-level skills over higher order skills. It should not be mistaken for engaging in procedures that have no grounding in conceptual understanding. Second, surface learning of concepts and skills goes beyond just an introductory point; students need the time and space to begin to consolidate their new learning. It is through this early consolidation that they can begin to retrieve information efficiently, so that they make room for more complex problem solving. For example, counting is an early skill, and one that necessarily relies initially on memorization and rehearsal. Very young children learn how to recite numbers in the correct order, and in the same developmental space are also learning the one-to-one correspondence needed to count objects. In formal algebra, surface learning may focus on notation and conventions. While the operations students are using are familiar, the notation is different. Multiplication between a coefficient and a variable is noted as $3x$, which means 3 times x . Throughout schooling, there are introductions to new skills, concepts, and procedures that, over time, should become increasingly easier for the learner to retrieve.

Importantly, through developing surface learning, students can take action to develop initial conceptual understanding, build mathematical habits of mind, hone their strategic thinking, and begin to develop fluency in skills. For example, surface learning strategies can be used to help students begin developing their metacognitive skills (thinking about their thinking). Alternatively, surface learning strategies can be used to provide students with labels (vocabulary) for the concepts they have discovered or explored. In addition, surface learning strategies can be used to address students' misconceptions and errors.

Surface learning

is the initiation to new ideas. It begins with development of conceptual understanding, and then, at the right time, labels and procedures are explicitly introduced to give structure to concepts.

Surface learning is not shallow learning. It is not about rote skills and meaningless algorithms.

One challenge with surface learning is that there is often an overreliance on it, and we must think of the goal of mathematics instruction as being much more than surface learning. When learning stalls at the surface level, students do not have opportunities to connect conceptual understandings about one topic to other topics, and then to apply their understandings to more complex or real-world situations. That is, after all, one of the goals of learning and doing mathematics. Surface learning gives students the toolbox they need to build something. In mathematics, this toolbox includes a variety of representations (e.g., knowing about various manipulatives and visuals like number lines or bar diagrams) and problem-solving strategies (e.g., how to create an organized list or work with a simpler case), as well as mastering the notation and conventions of mathematics. But a true craftsman has not only a repertoire of tools, but also the knowledge of which tools are best suited for the task at hand. Making those decisions is where **deep learning** comes to the forefront, and, as teachers, we should always focus on moving students forward from surface to deep learning.

Deep learning is about consolidating understanding of mathematical concepts and procedures and making connections among ideas.

Deep Learning

The deep phase of learning provides students with opportunities to consolidate their understanding of mathematical concepts and procedures and make deeper connections among ideas. Often, this is accomplished when students work collaboratively with their peers, use academic language, and interact in richer ways with ideas and information.

Mrs. Graham started the school year for her fourth graders working with factors and multiples, connecting this work to previous third-grade experiences with arrays as models for multiplication, and extending these ideas to understanding prime and composite numbers. Students started by building and describing rectangular arrays for numbers from 1 to 50 (some students continued on to 100) and then discussed their answers to a variety of questions that developed the idea of prime and composite numbers. Class discussion incorporated mathematical vocabulary so it became a natural part of the student conversations (surface learning). The next day, students played a game called Factor Game (<http://www.tc.pbs.org/teachers/mathline/lessonplans/pdf/msmp/factor.pdf>) in which an understanding of primes and composites was crucial to developing strategies to win (deep learning is now occurring). However, the story doesn't end there. In March, students were beginning to study

area and perimeter of rectangles. Following an initial exploration, several students approached Mrs. Graham to comment, “This is just like what we did last September when we were building arrays and finding primes and composites!” Talk about making connections!

As you can see, students move to deep learning when they plan, investigate, and elaborate on their conceptual understandings, and then begin to make generalizations. This is not about rote learning of rules or procedures. It is about students taking the surface knowledge (which includes conceptual understanding) and, through the intentional instruction designed by the teacher, seeing how their conceptual understanding links to more efficient and flexible ways of thinking about the concept. In Mrs. Graham’s class, students began by developing surface knowledge of factors and multiples using concrete models and connected that to primes and composites. Mrs. Graham’s use of the Factor Game provided students a way to apply their surface knowledge to developing strategies to win a game . . . deep knowledge. A teacher who nurtures strategic thinking and action throughout the year will nurture students who know when to use surface knowledge and when deep knowledge is needed.

We need to balance our expectations with our reality. This means more explicit alignment between what teachers claim success looks like, how the tasks students are assigned align with these claims about success, and how success is measured by end-of-course assessments or assignments. It is not a matter of all surface or all deep. It is a matter of being clear about when surface and when deep is truly required.

Consider this example from algebra. A deep learning aspect of algebra comes when students explore functions—in particular, the meaning of the slope of a line. Surface knowledge focuses on understanding the term mx in the slope-intercept ($y = mx + b$) form to mean m copies of the variable x . Deep learning requires students to understand and show that this term represented visually is the steepness or flatness of the slope of a line and the rate of change of the variables. Such learning might come from working collaboratively to explore a group of functions represented in multiple ways (equations, tables of values, and graphs) and make inferences about the slope in each representation. At this point, students are connecting their conceptual knowledge of ratio to their surface knowledge of algebraic notation and the process of graphing. This is deep learning in action.

Students move to deep learning when they plan, investigate, and elaborate on their conceptual understandings, and then begin to make generalizations.

Transfer Learning

The ultimate goal, and one that is hard to realize, is transfer. Learning demands that students be able to apply—or transfer—their knowledge, skills, and strategies to new tasks and new situations. That transfer is so difficult to attain is one of our closely kept secrets—so often we pronounce that students can transfer, but the processes of teaching them this skill are too often not discussed, and we'll visit that in Chapter 6.

Transfer is both a goal of learning and also a mechanism for propelling learning. Transfer as a goal means that teachers want students to begin to take the reins of their own learning, think metacognitively, and apply what they know to a variety of real-world contexts. When students reach this level, learning has been accomplished.

Nancy once heard a mathematics teacher say that transfer is what happens when students do math without someone telling them to do math. It's when they reach into their toolbox and decide what tools to employ to solve new and complex problems on their own.

For example, transfer learning happens when students look at data from a science or engineering task that requires them to make sense of a linear function and its slope. They will use their surface knowledge of notation and convention, along with their deep understanding of slope as a ratio, to solve a challenge around designing an electrical circuit using materials with a variety of properties. Ohm's law ($V = iR$, where V represents voltage, i represents the current, and R represents resistance) is the linear function that relates the relevant aspects of the circuit, and students will use their mathematics knowledge in finding their solution.

One of the concerns is that students (often those who struggle) attempt to transfer *without* detecting similarities and differences between concepts and situations, and the transfer does not work (and they see this as evidence that they are dumb). Memorizing facts, passing tests, and moving on to the next grade level or course is not the true purpose of school, although sadly, many students think it is. School is a time to apprentice students into the act of becoming their own teachers. We want them to be self-directed, have the dispositions needed to formulate their own questions, and possess the tools to pursue them. In other words, as students' learning becomes visible to them, we want it to become the catalyst for continued learning, whether the teacher is present or not. However, we don't leave these things to chance. Close association between a previously learned task and a novel situation is necessary for promoting transfer of learning. Therefore, we teach with intention, making sure that

Transfer is the phase of learning in which students take the reins of their own learning and are able to apply their thinking to new contexts and situations.

students acquire and consolidate the needed skills, processes, and meta-cognitive awareness that make self-directed learning possible.

One of the struggles in teaching mathematics is to determine how much to tell students versus how to support students as they engage in productive struggle on their own, and when to know which is the right step to take. Let's take a look at helping elementary-age children build a toolbox of problem-solving strategies. Linda once attended a workshop for teachers that opened a whole new world of problem-solving strategies to use when solving nonroutine or open-ended problems. She was excited to take these problems back to her students and give them the opportunities to solve rich problems that involved some higher order thinking—that is, solving problems that involve much more than simple calculations. After some careful planning, she started a Monday class with her fifth graders by presenting the following problem.

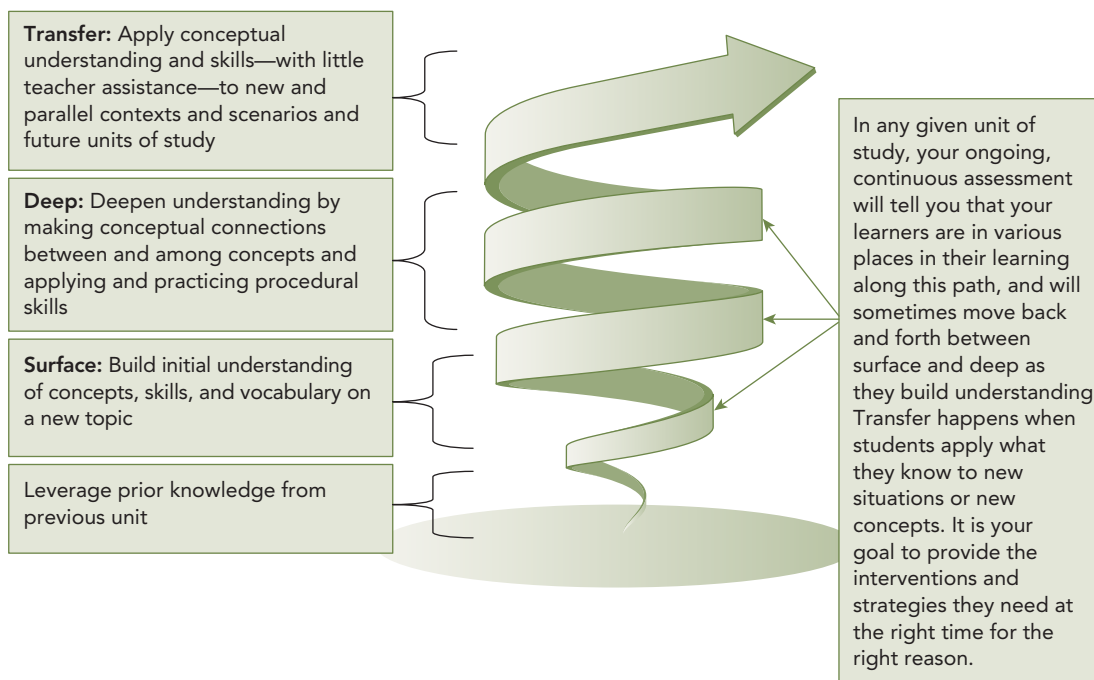
Mrs. Thompson, the school cook, is making pancakes for the special fifth-grade breakfast. She needs 49 pounds of flour. She can buy flour in 3-pound bags and 5-pound bags. She only uses full bags of flour. How can she get the exact amount of flour she needs?

Having never solved this type of problem before, the students rebelled. Choruses of “I don't know what they want me to do!” rang out across the classroom. “But they said in this workshop that kids could do this!” Linda thought.

Refusing to give in to the students' lament that the work was too hard, Linda decided that she needed to go about this differently. She resolved to spend each Monday introducing a specific strategy, presenting a problem to employ that strategy for students to solve together, and discuss their thinking. This was followed by an independent “problem of the week” for students to solve. After introducing all of the strategies (surface learning) and following up with independent applications of those strategies for students (deep learning), students continued to work independently or in small groups to solve a variety of open-ended problems on their own using strategies of their choice (transfer learning). Later that year, a group of girls approached Linda asking why she had saved all of the easy problems for the end of the year. That's transfer!

It's important to note that within the context of a year, a unit, or even a single lesson, there can be evidence of all three types of learning, and

THE RELATIONSHIP BETWEEN SURFACE, DEEP, AND TRANSFER LEARNING IN MATHEMATICS



Source: Spiral image copyright © iStock/EssentialsCollection/83158933.

Figure 1.4

that students can sometimes move among various kinds of learning depending on where they are as individual learners. Figure 1.4 describes the relationship between surface, deep, and transfer learning.

Surface, Deep, and Transfer Learning Working in Concert

As mentioned before, when it comes to the surface, deep, and transfer phases of learning, knowing *what* strategies to implement *when* for maximum

impact on learning is key. How, then, should we define learning, since learning is our goal? John defines it as

the process of developing sufficient surface knowledge to then move to deeper understanding such that one can appropriately transfer this learning to new tasks and situations.

Learning has to start with fundamental conceptual understanding, skills, and vocabulary. You have to know *something* before you can do something with it. Then, with appropriate instruction about how to relate and extend ideas, surface learning transforms into deep learning. Deep learning is an important foundation for students to then apply what they've learned in new and novel situations, which happens at the transfer phase. And tying all of this together is clarity about learning outcomes and success criteria, on the part of both teachers and students. If students know where they are going and how they'll know when they get there, they are better able to set their own expectations, self-monitor, and predict or self-report their own achievement. All of these phases can be present within the body of a single lesson or multiday or multiweek unit, as well as extend across the course of a school year.

Conclusion

Teachers have choices. As a teacher, you can unintentionally use instructional routines and procedures that don't work, or don't work for the intended purpose. Or you can choose to focus on *learning*, embrace the evidence, update your classrooms, and impact student learning in wildly positive ways. You can consider the nature of the phases of surface, deep, and transfer learning and concentrate on more precisely and strategically organizing your lessons and orchestrating your classrooms by harnessing the power of activities that are in the zone of desired effects—above a 0.40 hinge point. Understanding the phases of learning by examining the evidence will help you to make instructional choices that positively impact student learning in your classroom.

The following chapters are meant to help you design lessons and appropriately employ instructional moves that honor students' need to develop their surface understanding of a topic, help you extend the depth of their mathematical learning, and help them transfer their



Video 1.2 Balancing Surface, Deep, and Transfer Learning

[http://resources.corwin.com/
VL-mathematics](http://resources.corwin.com/VL-mathematics)

EFFECT SIZE FOR
STUDENT SELF-
MONITORING = 0.45

EFFECT SIZE FOR
SELF-REPORTED
GRADES/STUDENT
EXPECTATIONS = 1.44

learning to new tasks and projects. The journey starts when you turn the page and delve into the topic that matters most—establishing learning intentions and success criteria. Let's start the journey of making mathematics learning visible for students.

Reflection and Discussion Questions

1. Think about the instructional strategies you use most often. Which do you believe are most effective? What evidence do you have for their impact? Save these notes so you can see how the evidence in this book supports or challenges your thinking about effective practices.
2. Identify one important mathematics topic that you teach. Think about your goals for this topic in terms of the SOLO model discussed in this chapter. Do your learning intentions and success criteria lean more toward surface (uni- and multi-structural) or deep (relational and extended abstract)? Are they balanced across the two?
3. A key element of transfer learning is thinking about opportunities for students to move their learning from math class, to use their knowledge to solve their own problems. Think about the important mathematical ideas you teach. For each one, begin to list situations that might encourage transfer of learning. These might be applications in another subject area or situations in real life where the mathematics is important.